

LiNKs To Messiah

The Elements of the Seder Plate

On the Passover table, the seder plate is used to help tell the story of Passover. Each element on the plate reminds us of a particular part of the Passover story. Color in each picture of the seder plate elements. Then, cut each one out and glue it onto a paper plate for your very own Seder plate!

The **matzah** reminds us of the unleavened bread the Israelites ate during the first Passover. (Exod. 12:15, 17)

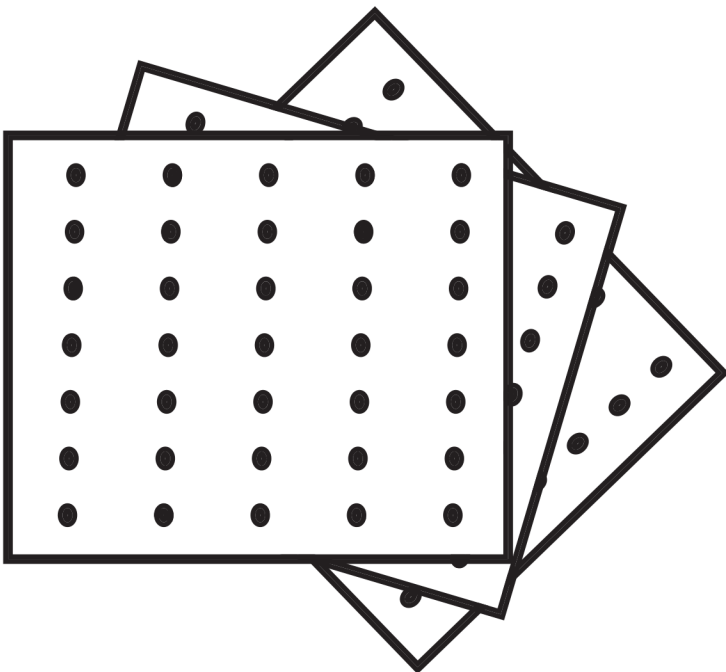
The **karpas**, parsley dipped in saltwater, reminds us of the tears the Israelites shed while they were slaves in Egypt. (Exod. 1:13-14)

The **maror**, or bitter herbs, remind us of how bitter or hard, life as a slave in Egypt must have been. (Exod. 1:13-14)


The **charoset** symbolizes the brick and clay that the Israelites used to build cities for Pharaoh. It is sweet to remind us that even the most bitter of circumstances are sweetened by the hope we have in God. (Exod. 2:24)

The **shank or lamb bone**, reminds us of the Passover lamb. (Exod. 12:3-5)


The **roasted egg** symbolizes new life that comes in springtime, which is when Passover is celebrated. (Exod. 12:17-18)



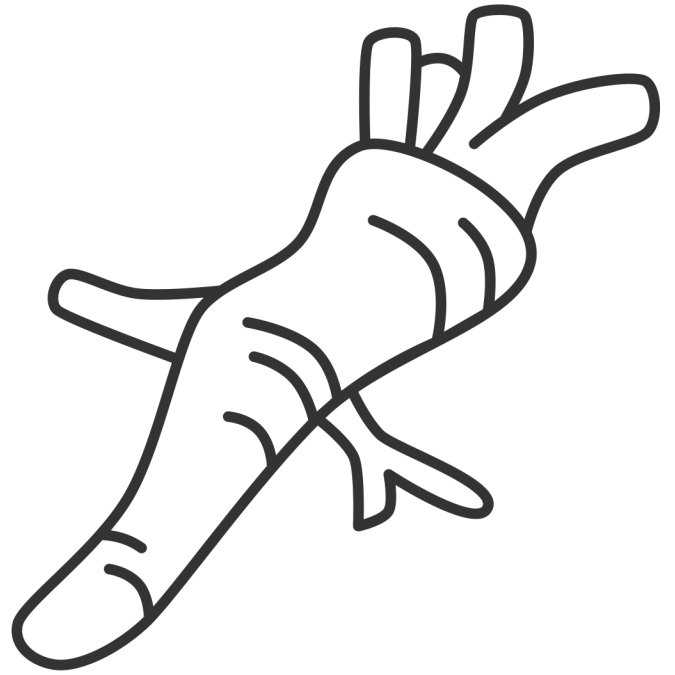
Matzah




Charoset




Karpas



Maror



Shank (Lamb Bone)



Roasted Egg